



12 Helen Street, Heidelberg West, Victoria, Australia, 3081
Phone +61 3 9459 9907 Fax +61 3 9459 6560
www.lockitwell.com.au for Full Product Information

“K Series” Standard



Features

Incorporates standard 530 Key Entrance Set Lock cylinders.
Supplied with four fixing points for a high strength mounting
Cylinder easily removed and re-assembled without risk of the switch falling apart, using our patented design.
May be master keyed into all common lock brands and high security lock systems.
Lazy cam allows for key removal in both off and on positions. Captive key also available

Panel Mount	“A” Stage		“B”
	1	2	
Digit 5 = 1,4,7	62mm	72mm	43mm
Digit 5 = 2	76mm	80mm	47mm
Digit 5 = 5 <small>EZY-Series</small>	55mm	63mm	33mm

EZY Series

Supplied complete with 530 Style compatible cylinder and two keys.
Supplied with 115 x70 Clipsal 2000 Series mounting plate.

EZY 1

Lazy Cam
1 N/O, 1 N/C changeover
KL125105



EZY 2

Spring Return
1 N/O, 1 N/C changeover
KL115004



EZY 3

Spring Return to Centre
ON / OFF / ON
KL115007



EZY 4

Captive Key
1 N/O, 1 N/C changeover
KL115003



Specialised Security Products
Patented & Registered Designs

How To Order



The Example shown is for a K-Series Lockwood 6-pin inline, Panel mount, with Spring Return To Centre with a Multi-Voltage Contacts

KL115007

Digit 1
"Standard Series"

Digit 3
"Panel Mount"

Digit 2

"Lock Type"

- C L/W Wafer
- D Abloy
- F Lock Focus
- Q Bilock QCC
- L Lockwood**
(530 Cyl)
- V Lockwood V7
- O Other

Digit 4

"Key Removal"

- 1 Position**
(Fixed Cam)
- 2 Position**
(Lazy Cam)

Note1: Lazy Cam is Non-Key Indicating (Except Bilock QCC).
Note2: If Key Indication Required use R-Series.

Digit 5

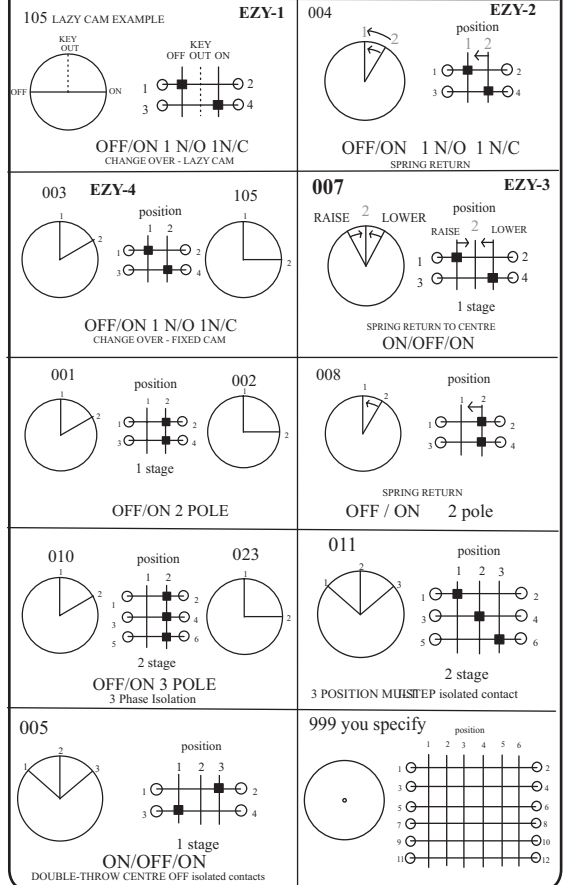
"Electrical Rating"

- 1 - Mains Voltage**(Standard)
Silver Button Contacts
AC21A 20Amp
DC1 24V-20Amp
- 2 - Mains Voltage/Amps**
Silver Button Contacts
AC21A 32Amp
DC1 24V-25Amp
- 4 - Low Current**(Low Bounce)
Silver H-Bridge Contacts
AC21A 12V-5Amp
DC1 12V-3Amp
- 5 - Multi Volt**(Standard Small)
Special Multi-Voltage Contacts
AC21A -10Amp
DC1 24V-6Amp
- 7 - PLC Data**(Low Bounce)
Gold H-Bridge Contacts
AC21A 12V-2Amp
DC1 12V-1.5Amp

Digit 6,7&8

"Switch Circuits"

Note: Refer to full switch circuits for other switch configurations

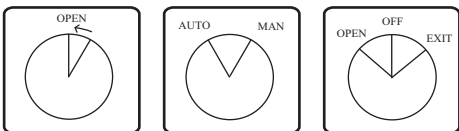


Fixed or Lazy?

Fixed cam's allow the key to be removed in the 12 O'clock position only.
Lazy cam's allow the key to be removed in any position. However the key way will always point to 12 O'clock to allow removal.
An exception to this rule is Bilock QCC where we broach the sidebar's in any location allowing key removal.

Engraving

Some switch types have common engraving. If you have special requirements please show them in the following way at time of order.



Note: Charges may apply

Note

This page only contains a selected range of standard circuits
Almost any other circuit can be produced on request

Optional Mounting Types



Surface Box
LW Order Code "KEJ1"
100mm X 100mm X 100mm



Water/Chemical Resistant Box
LW Order Code "KEWP1"
100mm X 100mm X 100mm



Stainless Steel
LW Order Code "PZ13"
75mm X 115mm



Clipsal 2000 Series Wall
LW Order Code "EZY WALL"
75mm X 115mm